

DATE PROJECT

COMMENTS

CERTIFICATIONS



## SLĚK ACOUSTIC SUSPENDED DIRECT

AN EXTENSION OF OUR SLĚK SERIES

The SlĚk Acoustic series is an architectural fusion of light and sound. The slim 1" aperture is paired with an acoustic baffle to provide versatile illumination and substantial sound dampening for a wide variety of commercial, civic, and educational spaces.

### SOUND DAMPENING RATING

Sound Absorption: Average NRC 1.4  
(Subject to mounting conditions)

### VERSATILITY

Direct lumen intensities range from 200-800 lm/ft in 3000K, 3500K & 4000K CCT provides specifiers with accurate and powerful levels of illumination and color within each space.

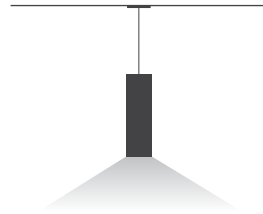
### OPTICS

A seamless and elegant roll in lens for the direct illumination provides uniform light distribution, controls glare, and eliminates light leaks.

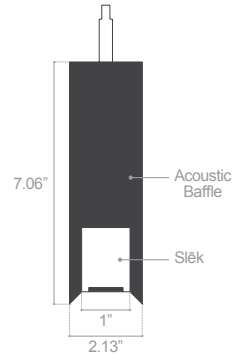
### REMOTE POWER UNIT

The remote power unit's easy to access wiring compartments are designed to provide flexible, fast, and easy installation in multiple different mounting configurations.

DISTRIBUTION: DIRECT



CROSS-SECTION



SLĚK-D-06-HD-35-UNV-JB-BLK-52-P12

ORDERING

SERIES	LENGTH <sup>1</sup>	DIRECT OUTPUT	CCT	VOLTAGE	MOUNTING	FIXTURE COLOR
<b>SLA-D</b>						
<b>02</b> 2 FT	<b>06</b> 6 FT	<b>HD</b> 1000 LM/FT	<b>VLD</b> 250 LM/FT	<b>30</b> 3000K	<b>UNV</b> 120-277V	<b>T1</b> 1" Grid
<b>03</b> 3 FT	<b>07</b> 7 FT	<b>MD</b> 750 LM/FT	<b>SLD</b> 125 LM/FT	<b>35</b> 3500K	<b>347'</b> 347V	<b>T9</b> 9/16" Grid
<b>04</b> 4 FT	<b>08</b> 8 FT	<b>LD</b> 500 LM/FT	<b>CD</b> Custom	<b>40</b> 4000K	<b>SC</b> Screw Slot	
<b>05</b> 5 FT						

ACOUSTIC BAFFLE COLOR

PANEL HEIGHT

Colors

<b>01</b> Blueberry	<b>05</b> Blue Sky	<b>11</b> Lemon	<b>18</b> Granite	<b>33</b> Slate	<b>50</b> Dark Walnut
<b>02</b> Moss	<b>06</b> Orange	<b>12</b> Avocado	<b>24</b> Snow	<b>39</b> Earth	<b>52</b> Ash
<b>03</b> Marble	<b>07</b> Sand	<b>13</b> Wine	<b>25</b> Cherry	<b>43</b> Ivory	<b>53</b> Honey
<b>04</b> Graphite	<b>09</b> Onyx	<b>15</b> Evergreen	<b>26</b> Grape	<b>46</b> Green Apple	<b>54</b> Plywood

Textures

<b>61</b> FRESH Plywood	<b>65</b> Vista Walnut
<b>62</b> ITALIAN Walnut	<b>66</b> WEATHERED Plywood
<b>63</b> MAIN STREET Elm	
<b>64</b> Planche Oak	

**P07** 7" Tall Panel

**P12** 12" Tall Panel


OPTIONS

CRI	SUSPENSION	FOR INDIVIDUALS
<b>BLANK = 80 CRI</b>	<b>BLANK = 48" CABLE</b>	<b>EM<sup>2</sup></b> Emergency Battery
<b>C90</b> 90 CRI	<b>CB96</b> 96" Cables	<b>BC</b> Black Canopy & Cord
	<b>CB144</b> 144" Cables	<b>EC</b> Emergency Circuit

ORDERING & OPTION NOTES

- 1 347V not available with Emergency Battery (EM) option
- 2 EM not available with 2' fixtures

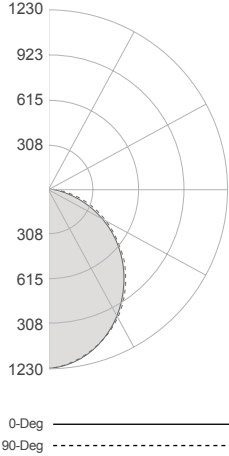
# SLĚK ACOUSTIC SUSPENDED DIRECT



## PHOTOMETRICS & ENERGY CHARTS

### SLA-D-04-H-01-UNV-35-HC-W-XXX-STD

Distribution: Direct  
 Total Lumens: 3195  
 Ratio: 0% Up & 100% Down  
 Wattage: 32.0  
 Efficacy: 100.0 LM/W  
 Fixture Length: Four Feet  
 UGR: 25.5  
 4H X 8H Cross wise: 26.4, End wise: 24.6



### Zonal Lumen Summary

Zone	Lumens	% Fixt
0 - 30	922	29%
0 - 40	1489	47%
0 - 60	2579	81%
0 - 90	3195	100%
90 - 180	0	0%
0 - 180	3195	100%

### Lumens Per Foot

	N/A	SLU: 125	VLU: 250	LU: 500	MU: 750	HU: 1000
SLD: 125	125	249	1118	621	869	1118
VLD: 250	250	374	1242	746	994	1242
LD: 500	499	623	1492	996	1244	1492
MD: 750	749	873	1741	1245	1493	1741
HD: 1000	998	1122	1991	1495	1743	1991

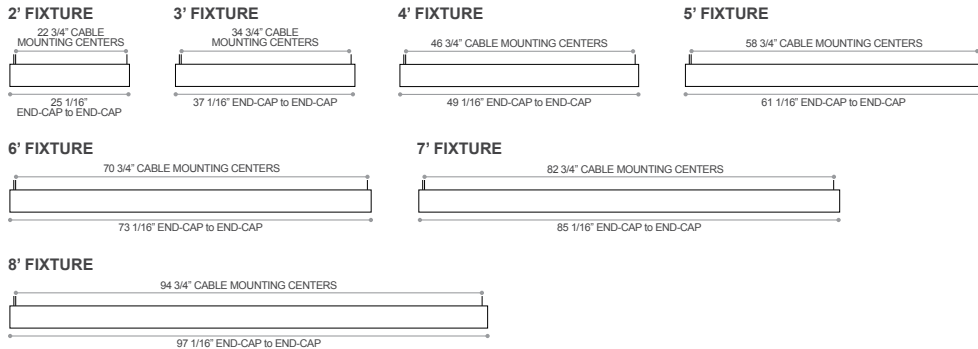
### Watts Per Foot

	N/A	SLU: 125	VLU: 250	LU: 500	MU: 750	HU: 1000
SLD: 125	1.1	1.9	2.7	4.4	6.0	7.7
VLD: 250	2.1	2.9	3.7	5.4	7.0	8.7
LD: 500	4.2	5.0	5.8	7.5	9.1	10.8
MD: 750	6.3	7.1	7.9	9.6	11.2	12.9
HD: 1000	8.4	9.2	10.0	11.7	13.3	15.0

### Lumens Per Watt

	N/A	SLU: 125	VLU: 250	LU: 500	MU: 750	HU: 1000
SLD: 125	119.8	132.8	138.1	142.8	144.8	146.1
VLD: 250	119.7	128.8	133.6	138.8	141.5	143.2
LD: 500	119.6	124.7	128.3	133.2	136.3	138.4
MD: 750	119.7	123.4	125.0	130.4	133.3	135.5
HD: 1000	119.7	122.2	125.0	128.3	131.0	133.2

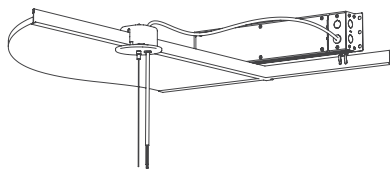
## FIXTURE ROW LAYOUT: SINGLE UNIT 2' - 3' - 4' - 5' - 6' - 7' - 8'



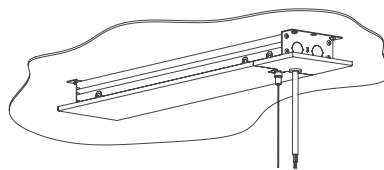
ORDER LENGTH	CABLE MOUNTING CENTERS	ACTUAL OVERALL LENGTH
02	22.78"	25.0625"
03	34.78"	37.0625"
04	46.78"	49.0625"
05	58.78"	61.0625"
06	70.78"	73.0625"
07	82.78"	85.0625"
08	94.78"	97.0625"

## REMOTE DRIVER MOUNTING OPTIONS: DETERMINED BY MOUNTING TYPE

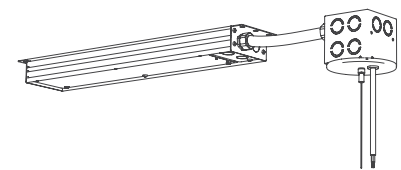
### ABOVE GRID: T1 - T9 - SC



### HARD CEILING: HC

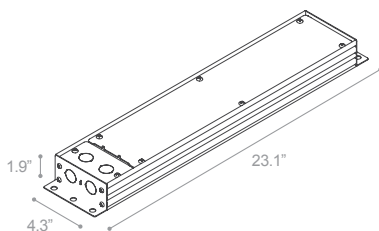


### J-BOX: JB

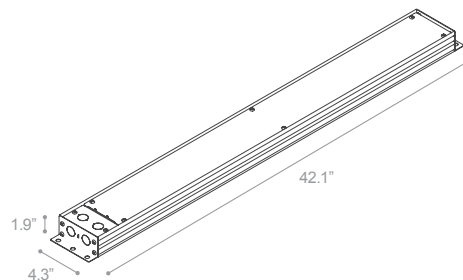


## REMOTE DRIVER DETAILS

### SHORT REMOTE POWER UNIT: BXS




### LONG REMOTE POWER UNIT: BXL



	SHORT REMOTE POWER UNIT	LONG REMOTE POWER UNIT
<b>DISTRIBUTION</b>		
Direct (SLA-D)	X	X
<b>MOUNTING</b>		
Hard Ceiling	X	X
Grid (T1 - T9 - SC)	X	X
J-Box	X	X
<b>ADD-ON OPTIONS</b>		
Emergency Battery Pack (EM)		X
Emergency Transfer Switch (ETS)	X	X
<b>IC RATED</b>		
Approved		X

# SLÈK ACOUSTIC SUSPENDED

## DIRECT



### ACOUSTIC BAFFLE OPTIONS


#### COLORS



#### TEXTURES



### COMPLETE SERIES COLLECTION




#### ACOUSTIC UNLIT BOX MINI

Dimensions: 7.00" or 12.00"H x 2.13"W  
 Mounting: Pendant or Magnetic Surface  
 Sound Absorption: Average NRC 1.4 (Subject to mounting conditions)

[VIEW SPEC SHEET](#)

Learn more at: [Lumato.com/Project/acoustic-unlit-box-mini](https://lumato.com/Project/acoustic-unlit-box-mini)



#### ACOUSTIC UNLIT BLADE


Dimensions: 7.00" or 12.00"H x 1.13"W  
 Mounting: Pendant or Magnetic Surface  
 Sound Absorption: Average NRC 0.85 (Subject to mounting conditions)

[VIEW SPEC SHEET](#)

Learn more at: [Lumato.com/Project/acoustic-unlit-blade](https://lumato.com/Project/acoustic-unlit-blade)

# SLĚK ACOUSTIC SUSPENDED

## DIRECT



### SPECIFICATIONS

## MECHANICAL

### Housing Construction:

Extruded aluminum 6063-T5 alloy outer housing and our high-quality die-cast end caps are engineered to conceal all fasteners, and to retain the sealing gaskets on the inside of the fixture while completing the clean and minimalistic look of this luminaire.

### Lengths:

The SlĚk Acoustic is available in direct 2-foot increments. Individual 2-foot (24"), 4-foot (48"), 6-foot (72"), and 8-foot (96") lengths. Overall lengths with acoustic baffle are +1.25" greater than the nominal length (i.e. 48.25") except in the case of 2 ft Indirect/Direct where the overall length is 2.5" greater than nominal length (26.5").

### Mounting Method/Hardware:

Standard hanging hardware includes 1/16" diameter, galvanized steel aircraft cable with adjustable and lockable nickel-plated cable grippers and a white 18/5 S.J.T. power cord. The standard hardware includes a 60" power cord and 54" aircraft cables to accommodate a 48" mounting distance from the ceiling. Ceiling canopy provided. All suspension hardware is tested and listed to UL1598 requirements for loading/fixture support.

### Suspension Components:

Fixtures are suspended by 1/16" galvanized aircraft cable. Cables are attached to the ceiling suspension point with a ¼-20 threaded ceiling cable barrel that incorporates a threaded ring to support the feed/hanger canopy allowing access to the J-box/hanger without removal of the suspension cable allowing conductor inspection/service without having to support the fixture(s). Feed canopies are 5" O.D. and hanger canopies are 2" O.D. Cable lengths can be specified for 48", 96" and 144" suspension lengths. Ceiling type options are "T1" = T-Grid, "T9" = T-Grid, "SC" = Screw Slot Grid, "HC" = Hard Ceiling or "JB" = J-Box mount.

### Fixture Trim Finish:

The SlĚk fixture finish is available in White or Black polyester powder coat finish to ensure durability. Exposed, direct trim surrounding acrylic lens to be painted specified finish.

### Acoustic Color:

The acoustic baffle is made of 100% polyester fiber. Available in the following Colors: Blueberry (01), Moss (02), Marble (03), Graphite (04), Blue Sky (05), Orange (06), Sand (07), Onyx (09), Lemon (11), Avocado (12), Wine (13), Evergreen (15), Granite (18), Snow (24), Cherry (25), Grape (26), Slate (33), Earth (39), Ivory (43), Green Apple (46). Available Textures: Dark Walnut (50), Ash (52), Honey (53), Plywood (54), Whitewash (55), Pecan (57), Fresh Plywood (61), Italian Walnut (62), Main Street Elm (63), Planche Oak (64), Vista Walnut (65), Weathered Plywood (66)

### Integral Controls:

The SlĚk is available with optional integrated controls. Sensors are conveniently designed to mount in aperture and are located at the power feed end of each fixture.

## OPERATION

### Light Engine:

The SlĚk Acoustic is available in 3000K, 3500K, and 4000K CCT all within a 3-Step MacAdam Ellipse and has a standard CRI of 80+ with a 90+ CRI option available.

### Direct Optics:

The back lit extruded acrylic lens ensures high efficiency light output in a minimal form factor for a clean, evenly illuminated surface with minimal glare.

### Electrical:

Class 2 programmable (factory pre-set) premium power supply, 120-277VAC input. Power factor >0.9 THD<15%. Integral Surge Protection to 2KV.

### Dimming:

The SlĚk Acoustic comes standard with 0-10V dimming to 1%.

### Emergency Battery Pack:

UL Listed 924 Emergency System has been engineered to exceed UL Minimum Safety Standards. For most fixtures, the entire direct portion of the fixture will be illuminated by the EM Battery Pack. For 8' VHD, only the first portion of the fixture will be illuminated by the EM battery pack.

## PERFORMANCE

### Acoustic Materials:

All raw materials are sustainably sourced from carefully selected vendors within the USA and abroad. All acoustic felt is made from low-VOC, 60% recycled PET polyester felt material. Hardware, fasteners, and frame components are also made from recycled aluminum. Frames are custom ordered in standardized sizes to prevent waste in the supply chain.

All Lumato Acoustic products are free of allergens, irritants, and coatings/sprays that degrade or give off VOC's. All acoustic materials also meet ASTM E84 Class A, Flame Spread 40.

### Product Maintenance:

Our acoustic baffles and panels are inherently easy to maintain. They can be wiped down with a damp cloth or vacuumed as needed.

If a stain does appear, warm water and soap can be used to gently blot the area affected.

Acoustic baffles and panels are 100% recyclable at end of life.

## GENERAL

### Warranty:

Ten (10) year limited warranty from date of shipment, covers LED's, driver and luminaire. Two (2) year limited warranty for the acoustic baffle. Optional accessories are covered by their individual manufacturer warranties.

### Lumen Maintenance:

Rated for 85% initial lumen output (L85) at 90,000 hours of operation, operated at 25°C ambient temperatures; per TM-21 Guidelines published by the Illuminated Engineering Society (IES).

### Certification:

All luminaires are UL/cUL Listed to UL 1598 Standards and approved for Indoor use in Dry/Damp Locations.

### Acoustic Baffle Fire Rating:

ASTM E84 Class A Fire Spread rating is permanently achieved by infusing 40% new material into the panel. Our manufacturing process never uses sprays or coatings that degrade or lose their rating status.

### Manufactured in the USA:

All Lumato luminaires and components (with the exception of our LED boards and drivers) are proudly manufactured and assembled in the USA. All luminaires are UL/cUL Listed to UL 1598 Standards and approved for Indoor use in Dry/Damp Locations.

### Shipping:

6-Week lead-time for orders up to 1000 linear feet.

Lead-time for orders greater than 1000 linear feet will be determined at time of order.